

HVAC

Little GIANT®

CONDENSATE REMOVAL PUMP

EC-1 Series

What makes the new Little Giant® system unique is the combination of new sensing technology, passive motor vibration dampening, and versatile mounting hardware. This makes a system which benefits the installer with quick and easy installation and the end-user with quiet and reliable operation.



EC-1 CONDENSATE PUMP

EC-1 is designed for use in removing condensate from wall mount, ductless mini-split air conditioners. It can also be used to remove condensate from fan coils and other types of air conditioners. The pump can be installed above the air conditioner in a false or suspended ceiling, behind the wall mount air handler, or in plastic conduit or line-set channel. The reservoir featuring a clear tank connects to the condensate drain hose while the pump can be positioned anywhere up to 3 feet away.

EC-1 is a new concept mini pump combining an improved noise reducing design with sound level of 21 dB(A)*, reliable solid-state switching technology and easy to install mounting bracket to create a pump that benefits contractors, installers, and end-users. Contractors and installers will appreciate the ease and quickness of installing the pump in the air conditioning systems and the ability to quickly service the pump. End-users will appreciate it's quiet operation and reliability.

Hall effect sensors for reliable on, off, and overflow sensing

Hinged cover with quick release latch for easy access to inside reservoir

Extra large filter screen

Symmetrical float with retainer and positive installation positioning

Clear reservoir tank for inspection of water level, float operation, and filter screen servicing

Quick connect for pump to reservoir communications cable

Quick connector for power cable




WHAT'S IN THE BOX



Pump bracket



Reservoir/
filter screen



Reservoir bracket



Adapter



Wiring harness

SPECIFICATIONS

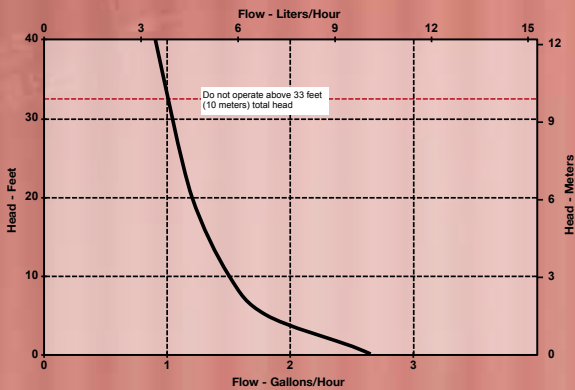
Item No.	Model No.	Discharge Size	Volts	Hertz	Gallons per Hour at 115/230 V, 60 Hz Liters per Hour at 115/230 V, 60 Hz					Shut-Off	Suction Lift	Weight (lbs)	Dimensions (H x L x W in)
					0' 0.0 m	1' 0.3 m	5' 1.5 m	10' 3 m	20' 6.1 m				
553500	EC-1	1/4"	115	60	2.65	2.5	1.8	1.5	1.2	33'	3'	1	4.1" x 1.8" x 2.4"
553501	EC-1	1/4"	208* - 230	50/60	10	9.5	6.8	5.7	4.5	10 m	.91 m	1	4.1" x 1.8" x 2.4"
Reservoir												3.2' x 1.7' x 1.4"	

* 208 V has reduced flow rate

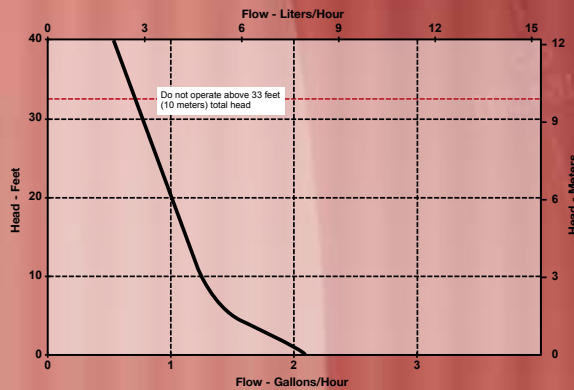
- Capacity - 2.5 gph @ 1 ft (115 V and 230 V 60 Hz)
- Maximum Head - 33 ft
- Suction Lift - 3.3 ft
- Sound level - 21 dB(A)*
- Maximum water temperature - 140 °F
- Ambient temperature range - 32 °F - 140 °F
- NC relay rated 8 A resistive - 250 V alarm
- 1/4" I.D. pump discharge
- Cable - 60"

PERFORMANCE DATA

115 V OR 230 V, 60 HZ



208 V, 60 HZ



*Tested under conditions assumed consistent with competitors' published sound ratings.

Form #996522 07/13