

### AIR FLOW

2500 cfm (1175 L/s) at 1.0" wg ESP

### PERFORMANCE

70% effective at 2500 cfm (1172 L/s)

### CORE

Modular aluminum sensible heat recovery core. Plate-to-plate type. Slides out of either side of cabinet for service.

### MOTORS

Two single shaft PSC, 3-speed, 240 Vac, 6.5 amps, 1ph, 1hp, 3 speed motor (2 speeds available; 13.0 amps total). MCA: 16.3 MOP: 20

### BLOWERS

Two direct-drive centrifugal blowers, one per air stream.

### FILTERS

Two 18" X 24" (457 mm x 610 mm) 4-inch pleated filters in each air stream.

### DUCT CONNECTIONS

Two 24" X 16" (610mm X 406mm) to and from the building under cabinet.

Two 28" X 18" (711mm X 457mm) hoods included on side of cabinet with screens.

### CABINET

20 gauge powder coated galvanized steel (G60) for superior corrosion resistance. 16 gauge galvanized frame, insulated with 1.0" fibreglass insulation to prevent condensation.

### DRAIN

Two stainless steel drain pans with 1/2" (12 mm) NPT drain spouts.

### MOUNTING

Rooftop mounted on optional roof curb (Part No. 53-2500)

### CONTROLS

Integrated microprocessor board, optional remote 2 speed control, built in interlock contacts

### DEFROST

Factory set defrost time. Supply motor is shut off while exhaust air defrosts core.

**WEIGHT** 710 lbs. **SHIPPING WEIGHT** 930 lbs.

### OPTIONAL CURB

**WEIGHT** 50 lbs.

### OPTIONAL CONTROLS

**99-BC01 Ventilation Control** - 2 Speed Fan setting (Low/High) - Dehumidistat (3 wire) 20 gauge wire (minimum).

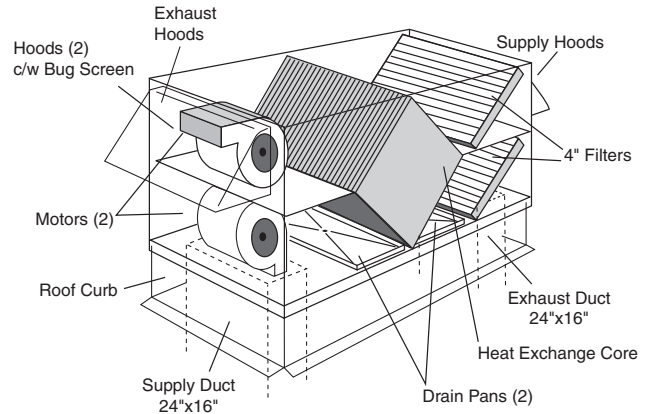
### OPTIONAL TIMERS

**99-DET01 20/40/60 Minute Timer** - Initiates high speed ventilation for 20, 40 or 60 minutes. (3 wire) 20 gauge wire (minimum)

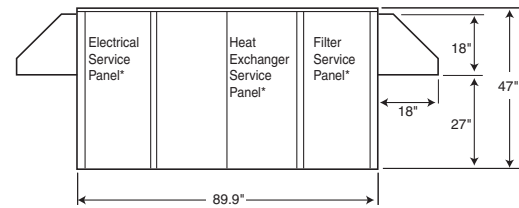
**99-20M01 20 Minute Timer** - Initiates high speed ventilation for 20 minutes. (3 wire) 20 gauge wire (minimum).

### OPTIONAL ACCESSORIES

**99-DH01 Remote Wall Dehumidistat** - Initiates high speed ventilation when the indoor humidity level is above the set point. (3 wire) 20 gauge wire (minimum)

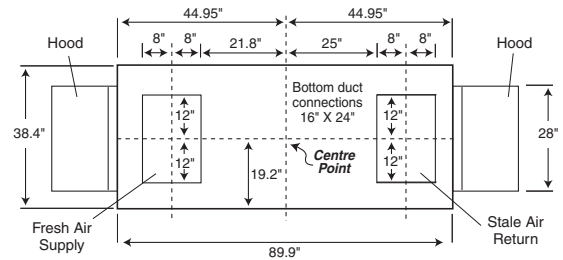


\*NOTE: Roof curb is one inch smaller than outside dimensions of cabinet.



SIDE VIEW

\*NOTE: Removable service access panels on both sides of 2500EFD cabinet.



BOTTOM VIEW

Service clearance - 42" on electrical panel side

All units conform to CSA and UL standards.

### WARRANTY

All units carry a 15 year warranty on the heat recovery cores and a 2 year replacement parts warranty.

NOTE: All specifications are subject to change without notice.

Date: \_\_\_\_\_

Tag: \_\_\_\_\_ Qty: \_\_\_\_\_

Project: \_\_\_\_\_

Engineer: \_\_\_\_\_

Contractor: \_\_\_\_\_

Supplier: \_\_\_\_\_

Quote#: \_\_\_\_\_

Submitted by: \_\_\_\_\_



511 McCormick Blvd.  
London, Ontario N5W 4C8  
T 1-855-247-4200  
F 1-800-494-4185  
Email: info@lifebreath.com

270 Regency Ridge, Suite 210  
Dayton, Ohio 45459  
T (937) 439-6676  
F (937) 439-6685  
Website: www.lifebreath.com

