

SPECIFICATIONS

AIRFLOW

2000cfm (940 L/s) at 1.0" wg ESP.

PERFORMANCE

65% effective at 2000 cfm (940 L/s).

CORES

Eight patented aluminum heat recovery cores arranged for efficient cross-flow ventilation.

MOTORS

Two TEFC, 1.5 hp, 3 ph, single speed, single shaft, 460 Vac, 2.6 Amps (5.2 Amps total) MCA: 6.5 MOP: 15

BLOWERS

Two belt drive centrifugal blowers with adjustable pulleys, one per airstream.

FILTERS

Two - 16" x 25" x 2" (406 mm x 635 mm x 50 mm) pleated filters in each airstream. MERV 6 efficiency 60% @ 4.69 microns.

CONNECTION DUCT SIZES

Four 18" x 22" (457 mm x 558 mm)

CABINET

20 gauge powder coated steel for superior corrosion resistance. Unit includes metal lined sides and roof panels with 2" fibreglass insulation (R8) between linings.

DRAIN

Two powder coated galvanized steel drain pans with 1/2" (12 mm) O.D. drain connections.

MOUNTING

Unit to be set on support brackets hung by threaded rod type apparatus. Brackets and rod not included.

ELECTRONICS

Integrated microprocessor circuit board.

OPTIONAL TIMERS

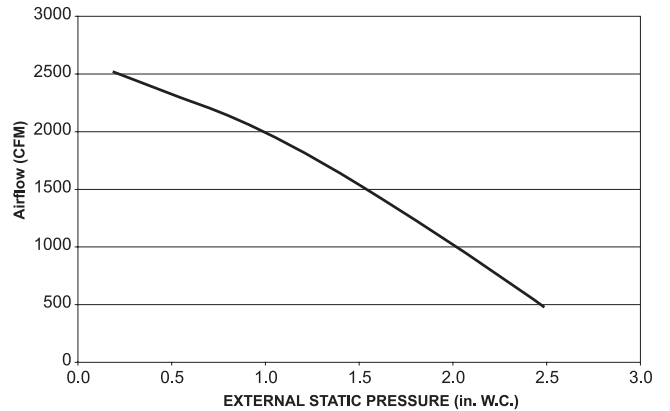
99-DET01 20/40/60 Minute Timer - Initiates high speed ventilation for 20, 40 or 60 minutes. (3 wire) 20 gauge wire (minimum)

99-20M01 20 Minute Timer - Initiates high speed ventilation for 20 minutes. (3 wire) 20 gauge wire (minimum).

OPTIONAL ACCESSORIES

99-DH01 Remote Wall Dehumidistat - Initiates high speed ventilation when the indoor humidity level is above the set point.

(3 wire) 20 gauge wire (minimum)



DEFROST

Factory set defrost time. Supply motor is shut off while exhaust air defrosts core.

WEIGHT 740 lbs (330 kg) **SHIPPING WEIGHT** 870 lbs (390 kg)

All units conform to CSA and UL standards

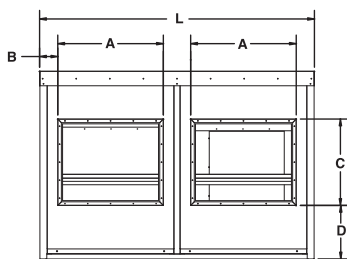
WARRANTY

All units carry a 15 year warranty on the heat recovery cores and a 2 year replacement parts warranty.

NOTE: All specifications are subject to change without notice.

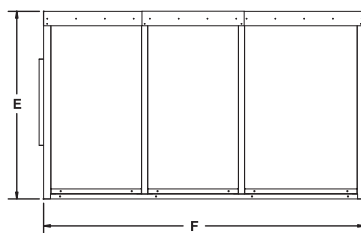
DIMENSIONS 2000IFD-460 inches

	A	B	C	D	E	F	G	H	I	J	L
2000	22	3.75	18	11.25	39	66.75	22	18	10.25	3.75	57.25

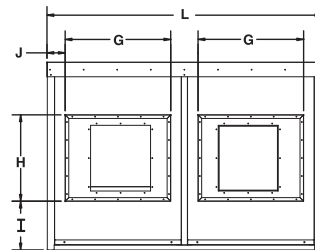


INLET END VIEW

Service Clearance 30" (both sides)



SIDE VIEW



OUTLET END VIEW

Date: _____
 Tag: _____ Qty: _____
 Project: _____
 Engineer: _____

Contractor: _____
 Supplier: _____
 Quote#: _____
 Submitted by: _____



511 McCormick Blvd.
 London, Ontario N5W 4C8
 T (519) 457-1904
 F (519) 457-1676
 Email: info@lifebreath.com

270 Regency Ridge, Suite 210
 Dayton, Ohio 45459
 T (937) 439-6676
 F (937) 439-6685
 Website: www.lifebreath.com

