

HERO 150H

Fresh Air Appliance - HRV

Product #: 99401



Fantech's most efficient series yet! The HERO 150H is ideal for high-rise apartment applications, condominiums, single and multi family homes. With a completely new design the HERO 150H features a Counterflow core, round metal collars and a high efficiency rating!

Features

- 6" (152mm) round metal duct connections with rubberized duct seals
- Removable screw terminal for easy connection with external access
- Top port design fits in tight spaces
- Includes wall mounting **speed bracket**
- Counterflow heat recovery core
- Multiple speed operation
- Internal recirculation defrost
- 52 lbs (23.42kg) including core

Optional Controls:

- ECO-TOUCH^{AG} – Programmable Touch Screen Wall Control
- ECO-Feel – Automatic IAQ Control
- EDF7 – Electronic multi-function dehumidistat
- EDF1R – Multi-function dehumidistat
- RTS-W – Wireless 20/40/60 minute timer
- RTS2 – 20 minute timer over-ride
- RTS5 – 20/40/60 minute timer
- MDEH1 – Dehumidistat

Specifications

- Duct size – 6" (152mm) round
- Voltage/Phase – 120/1
- Power rated – 180 W
- Amp – 1.4 A
- Average airflow – 150cfm (71 L/s)
@ 0.4" P_s (100 Pa)

Fans

Two (2) factory-balanced fans with backward curved blades. Motors come with permanently lubricated, sealed ball-bearings to guarantee long life and maintenance-free operation.

Heat Recovery Core

Counterflow heat recovery exchanger built from thermoformed polymer plates covered by a limited lifetime warranty. Core dimensions are 14.4" x 14.4" (366 x 366 mm) with a 12" (305 mm) depth. Our heat exchangers are designed and manufactured to withstand extreme temperature variations.

Winterguard™ Defrost

The unit incorporates a unique and quiet internal recirculation defrost that does not depressurize the home during the defrost cycle. A preset defrost sequence is activated when the outdoor temperature falls below 23° F (-5° C) and automatically adjusts itself based on operating conditions. The fan speed is also adjusted automatically to provide a smooth and quiet transition between Ventilation & Defrost mode.

Serviceability

Core, filters, fans and electronic panel can be accessed easily from the access panel. Core conveniently slides out with only 14" (355 mm) clearance.

Duct Connections

6" (152mm) round metal duct connections with rubberized seal.

Case

22 gauge galvanized steel cabinet with a pre-painted steel corrosion resistant door.

Insulation

Cabinet is fully insulated with 3/4" (20 mm) high density expanded polystyrene.

Filters

Two (2) washable electrostatic panel type air filters 7.87" (200mm) x 11.81" (300mm) x 0.125" (3mm).

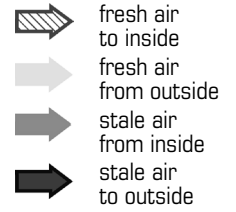
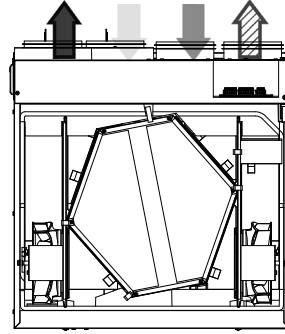
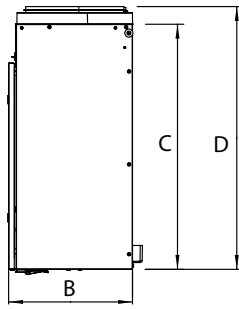
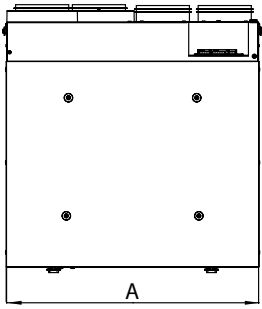
Balancing and commissioning

Balancing must be completed using the Fantech ECO-Touch® Programmable Touch Screen Wall Control

Warranty

Limited lifetime on counterflow exchanger, 7 year on motors, and 5 year on parts.

Dimensions & Airflow



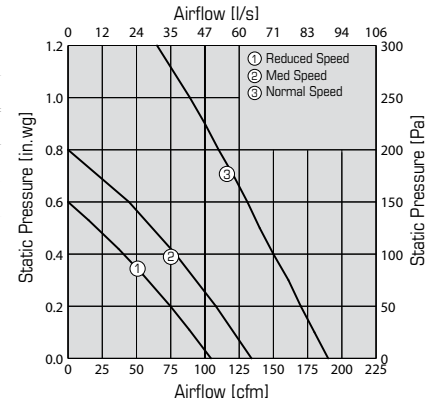
Model	A		B		C		D	
	in	mm	in	mm	in	mm	in	mm
HERO 150H	27 7/8	707	13 3/8	341	23	285	24 7/8	626

Dimensional information is in inches. Clearance of 14" (355mm) in front of the unit is recommended for removal of core. All units feature three foot plug-in power cord with 3-prong plug.

Ventilation Performance

in. wg. (Pa)	0.2 (50)	0.3 (75)	0.4 (100)	0.5 (125)	0.6 (150)	0.7 (175)	0.8 (200)	0.9 (225)	1.0 (250)
	cfm (L/s)	cfm (L/s)	cfm (L/s)	cfm (L/s)	cfm (L/s)	cfm (L/s)	cfm (L/s)	cfm (L/s)	cfm (L/s)
Net supply airflow	170 (80)	161 (76)	150 (71)	140 (66)	131 (62)	121 (57)	110 (52)	100 (47)	89 (42)
Gross supply airflow	176 (83)	167 (79)	157 (74)	146 (69)	136 (64)	125 (59)	114 (54)	104 (49)	91 (43)
Gross exhaust airflow	184 (87)	174 (82)	163 (77)	153 (72)	142 (67)	131 (62)	119 (56)	108 (51)	95 (45)

¹ Balancing Range : 90 cfm (42 L/s) to 210 cfm (99 L/s) if a balanced flow outside the above range is required, please revisit our product offerings to ensure a properly sized unit is selected



Energy performance

Heating	Supply temperature		Net airflow		Consumed power	Sensible recovery efficiency	Adjusted Sensible recovery efficiency	Latent recovery/moisture transfer
	°F	°C	cfm	L/s	W	%	%	-
	32	0	70	33	59	81	87	0.00
	32	0	102	48	86	78	84	0.00
	32	0	148	70	135	75	81	0.08
	-13	-25	66	31	87	65	69	0.13

Requirements and standards

- Complies with the UL 1812 requirements regulating the construction and installation of Heat Recovery Ventilators
- Complies with the CSA C22.2 no. 113 Standard applicable to ventilators
- Complies with the CSA F326 requirements regulating the installation of Heat Recovery Ventilators
- Technical data was obtained from published results of test relating to CSA C439 Standards. This data was obtained without the use of the MERV8 supply filter.
- HVI certified and ENERGY STAR® qualified*

* This product earned the ENERGY STAR® by meeting strict efficiency guidelines set by Natural Resources Canada and the US EPA. It meets ENERGY STAR® requirements only when used in Canada.

Contacts

Submitted by: _____	Date: _____
Quantity: _____	Model: _____
Comments: _____	Project #: _____
Location: _____	
Architect: _____	
Engineer: _____	Contractor: _____

Distributed by:

United States 10048 Industrial Blvd. • Lenexa, KS 66215 • 1.800.747.1762 • www.fantech.net

Canada 50 Kanalfakt Way • Bouctouche, NB E4S 3M5 • 1.800.565.3548 • www.fantech.net

Systemair reserves the right to modify, at any time and without notice, any or all of its products' features, designs, components and specifications to maintain their technological leadership position.



fantech®
a systemair company