

FSD SERIES

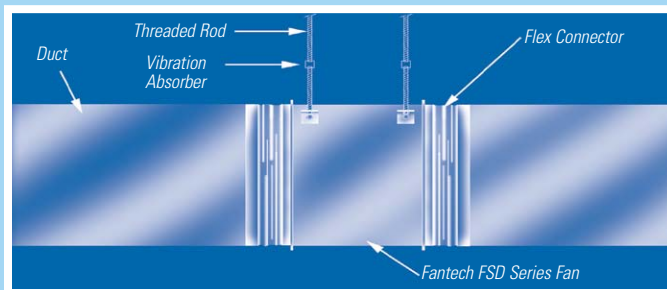
SQUARE INLINE MIXED FLOW CENTRIFUGAL FANS

Fantech FSD mixed flow centrifugal type exhaust/supply fans for moderate size ventilation applications were specifically designed to provide the high flow of axial designs plus the higher pressure, non-overloading characteristics of backward curved impellers. Fan motors are capable of operating in air stream temperatures up to 140°F. Motor bearings are a permanently sealed, self lubricating ball type.

The square design provides a larger discharge area than tubular centrifugal or vane axial fans, so outlet velocities are reduced for quieter operation. 100% speed controllable through voltage reduction allowing for on-demand ventilation or precision balancing of systems.

Total control for optimum results:

System balancing is achieved by measuring the system flow or pressure and adjusting the fan performance by "dialing in" or setting the fan speed using inexpensive solid state speed controls. Direct drive eliminates the need for continuous belt alignment, tension adjustment and ongoing maintenance.




Fantech Inc. and Systemair Inc. certify that the FSD Series shown herein is licensed to bear the AMCA Seal. The ratings shown are based on tests and procedures performed in accordance with AMCA Publication 211 and AMCA Publication 311 and comply with the requirements of the AMCA Certified Ratings Program.



EXTERNAL ROTOR MOTORS

All FSD Series fans utilize our unique external rotor motors. The motor's enclosed design allows the fan to operate in high moisture, lint and dust laden air. The motors are a permanent split capacitor type, with automatic reset thermal overload protection and sealed ball bearings. These features ensure long life and maintenance free operation. All motors and impellers are designed as one integral unit, allowing for excellent motor heat dissipation, even at a low RPM.



FSD FANS ARE TROUBLE-FREE HERE'S WHY:

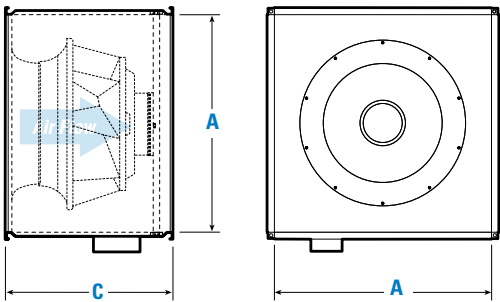
- Lightweight square design provides a larger discharge area and quieter operation
- Straight-through airflow design allows easy installation; no installation extras required. Can be mounted at any angle, anywhere along ductwork
- Galvanized steel housing
- Permanently lubricated sealed ball bearings
- 100% speed controllable
- Airflow up to 6993 CFM
- 18" to 26" square duct dimensions
- External rotor motor
- Automatic reset thermal overload protection
- Excellent heat dissipation, ensuring long motor life
- Terminal box with pre-wired electrical strip
- Mixed flow impeller design incorporates high flow with higher pressure, non-overloading characteristics and automatic reset thermal overload protection
- Suitable for airstream temperatures of up to 140° F
- UL Listed
- Three-year warranty

FSD SERIES

INLINE CENTRIFUGAL FANS FOR SQUARE DUCT



DIMENSIONAL DATA



Model	A	C
FSD 18	17 ⁵ / ₈	15 ³ / ₄
FSD 20	19 ³ / ₄	17 ³ / ₄
FSD 22	21 ¹ / ₂	19
FSD 26	26	20

All dimensions in inches.

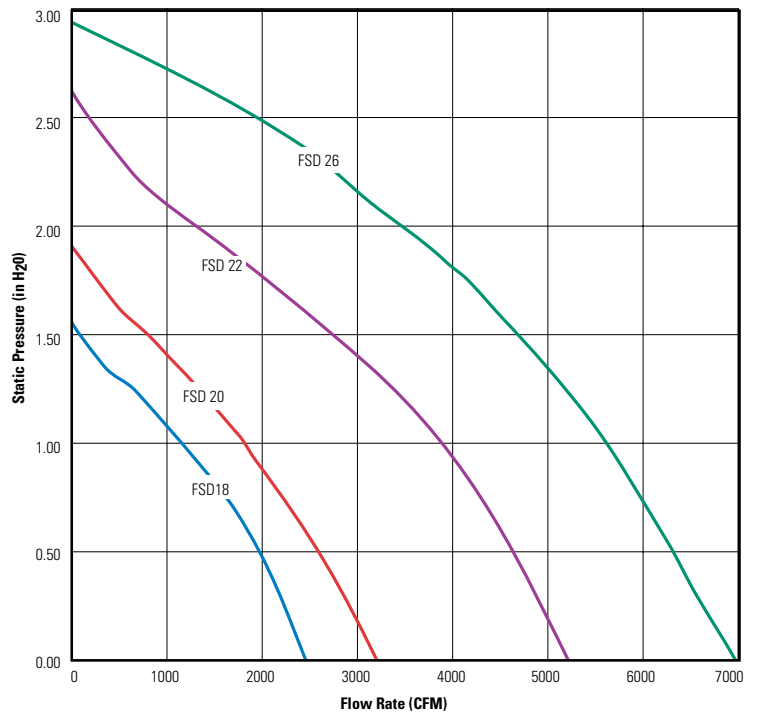
Note: Flanges extend 7/8" beyond the A dimension.



Fantech Inc. and Systemair Inc. certify that the FSD Series shown herein is licensed to bear the AMCA Seal. The ratings shown are based on tests and procedures performed in accordance with AMCA Publication 211 and AMCA Publication 311 and comply with the requirements of the AMCA Certified Ratings Program.



AIR PERFORMANCE GRAPHS



PERFORMANCE DATA (For sound performance data refer to publication #FSD-0808)

Fan Model	RPM	Voltage	Rated Watts	Max. Amps	Static Pressure in Inches W.G.											Max. Ps	Duct Dim.*	Sones [†]
					0"	0.125"	0.25"	0.375"	0.5"	0.75"	1.0"	1.25"	1.5"	2.0"	2.5"			
FSD 18	1700	115	517	4.80 ²	2463	2349	2237	2126	1987	1644	1180	658	-	-	-	1.57"	18"	12.4
FSD 20	1600	115	753	6.36 ²	3225	3073	2921	2766	2605	2241	1829	1341	815	-	-	1.92"	20"	14.1
FSD 22	1600	115	1554	15.00 ³	5223	5070	4918	4766	4605	4282	3865	3337	2716	1308	235	2.62"	22"	21.0
FSD 26	1700	460/3	2328	3.82	6993	6818	6644	6473	6317	5981	5608	5177	4681	3469	1937	2.94"	26"	27.0 [‡]

Performance certified is for installation type A - Free inlet, free outlet. Speed (RPM) shown is nominal. Performance is based on actual speed of test. Performance ratings do not include the effects of appurtenances (accessories).

*FSD Fans are square and duct dimensions are the same for width and height.

[†] The sound ratings shown are loudness values in fan sones at 5ft. (1.5m) in hemispherical free field calculated per AMCA Standard 301. Values shown are for installation type A: free inlet hemispherical fan sone levels. All sone values are calculated at 0.5" (static pressure in inches W.G.).

[‡] Sone Value at 0.75" (static pressure in inches W.G.).

Note: Three phase motors are wound for 230/460 volt. Motors are prewired for 460 volts but may be delivered as 230 volt or may be rewired in the field.

² Recommended speed control rating 10A.

³ Recommended speed control rating 15A.



United States 10048 Industrial Blvd. • Lenexa, KS 66215 • 1.800.747.1762 • www.fantech.net
 Canada 50 Kanalfakt Way • Bouctouche, NB E4S 3M5 • 1.800.565.3548 • www.fantech.net

Item #: 450397
 Rev Date: 083012

Fantech, reserves the right to modify, at any time and without notice, any or all of its products' features, designs, components and specifications to maintain their technological leadership position.