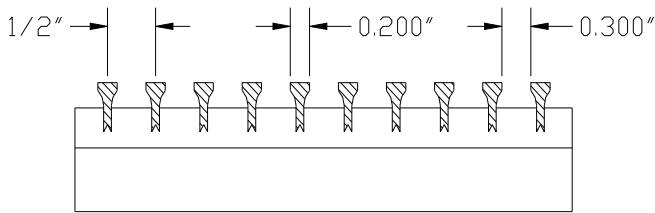




## Bar Linear Blade Options

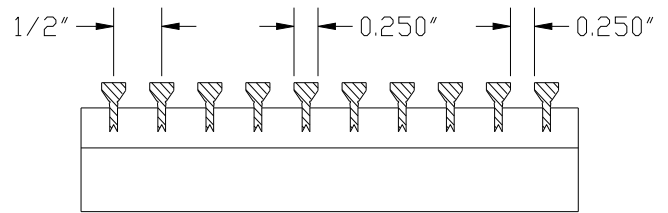
**-00-**

0° 13/64" blades on 1/2" centers



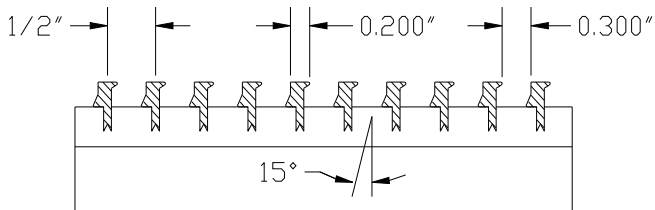
**-01-**

0° 1/4" blades on 1/2" centers



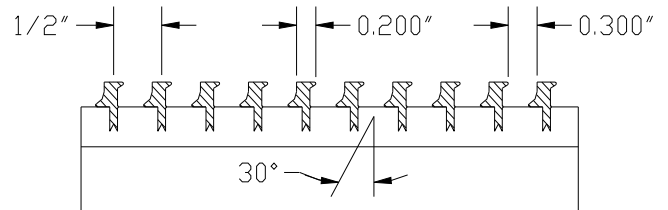
**-15-**

15° 13/64" blades on 1/2" centers



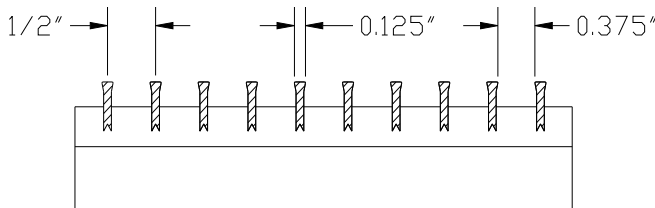
**-30-**

30° 13/64" blades on 1/2" centers



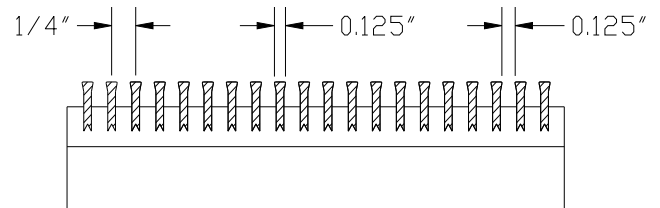
**-82-**

0° 1/8" blades on 1/2" centers



**-84-**

0° 1/8" blades on 1/4" centers

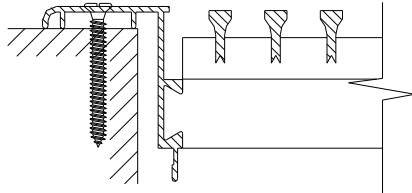


- Additional charges apply for the -84 core option

## Bar Linear Mounting Options

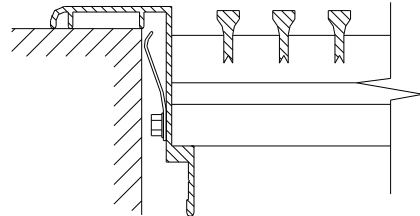
### -A SCREWS

Color matched screws with countersunk screw holes.  
Suitable for ceiling, wall, sill or floor installation.



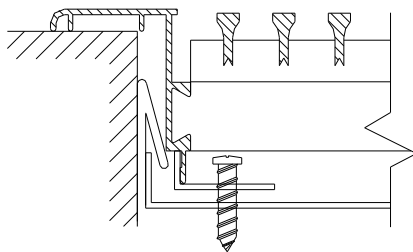
### -B SPRING CLIPS

Clips behind the flange keep grille snug in opening and are not visible from the face.  
Only for floor and sill applications.  
**NOT suitable for wall or ceiling use.**



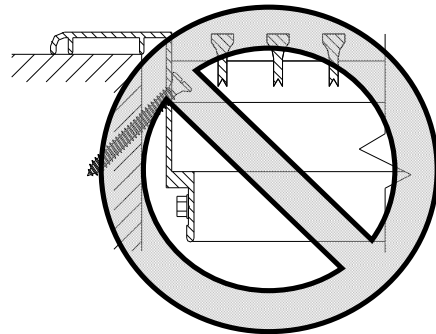
### -C CONCEALED BRACKETS

Grille gets fastened to duct-mounted brackets that are concealed behind the blades.  
Suitable for ceiling, wall, sill or floor installation.



### -D SIDEWALL SCREW HOLES

Screw holes drilled at 45° on inner flange.  
Only available with **-R Removable core**.  
(Removable option not available for floor)  
Suitable for ceiling, wall or sill installation.



### -TB NO MOUNTING OPTION

Suitable for T-Bar lay-in ceiling & custom applications.  
Account for the flange by ordering 2" under the T-Bar size,  
e.g. a 22" x 10" grille will have a 23-11/16" x 11-11/16" OD  
and will fit a standard 2 ft x 1ft T-Bar opening.

