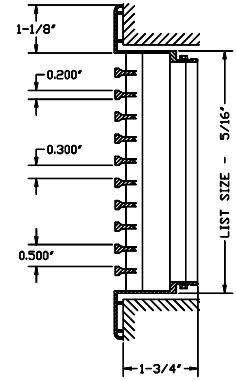
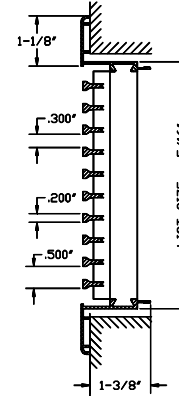
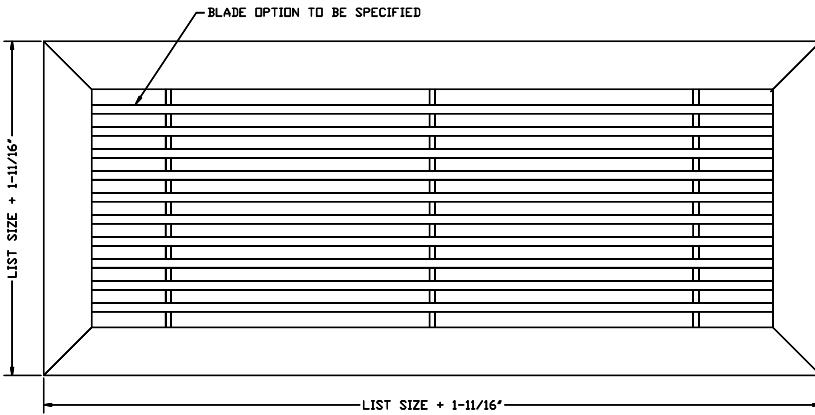


Bar Linear Grilles

DABL



DETAIL A

DETAIL B

* See Note 4

- NOTES:**
- 1) Maximum 84" length in one piece
 - 2) Sections joined together for continuous appearance when longer than 84", aligning pins provided.
 - 3) End caps included as standard – open ends can be specified when required.
 - 4) **Detail B** is used when 01 or 84 core, removable core, or > 4" to 8" width for the floor is specified. All others use **Detail A**.
 - 5) **MAX 8" WIDTH FOR FLOOR MODELS**

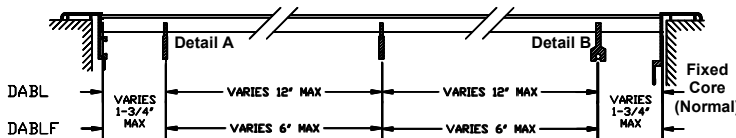
HOW TO ORDER

DABL - 00 - A 30 x 4 White

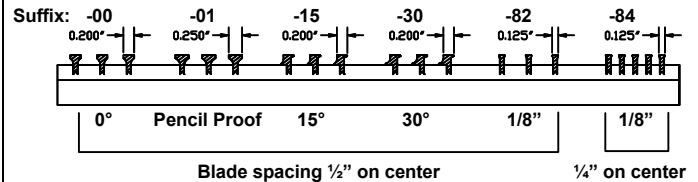
C – core only	Mounting A, B, C, or D	Width or Height	Color White, Silver, Bronze
R – removable core		Length	
F – floor			
G – grid core			
N – no flange		Blade type 00, 01, 15, 30, 82, or 84	

*If option not required, do not leave space

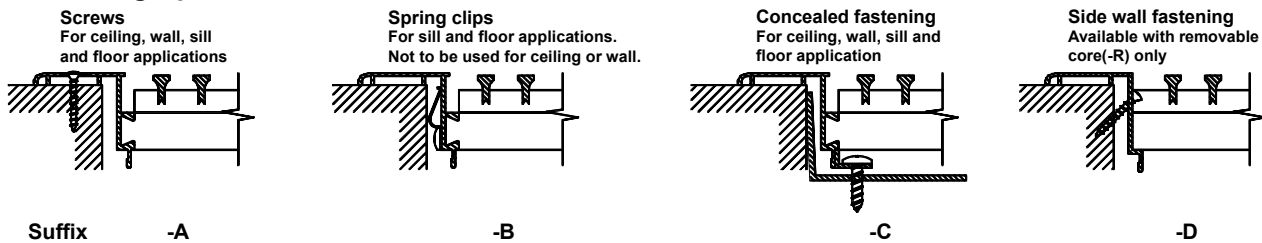
Support Spacing



Blade Options



Mounting Options



DESCRIPTION	DABL
FACE BLADES	Horizontal Fixed
REAR BLADES	n/a
DAMPER	n/a
MATERIAL	Aluminum
FINISH	White/Silver/Bronze

JOB NAME: _____

LOCATION: _____

ARCHITECT: _____

ENGINEER: _____

CONTRACTOR: _____