




VENTERGY® SERIES FANS

DSVS100

Distributed Supply Air Ventilator

PRODUCT
SPECIFICATIONS
& TECHNICAL
DATA



VENTERGY® SERIES FANS

Ventergy® Series Fans represent years of engineering development to combine the energy efficiency and sound performance of a forward-curved fan with the durability and pressure characteristics of a backward-inclined impeller fan.

GENERAL

DSVS Distributed Supply Air Ventilators are highly versatile, continuous-duty rated units for residential applications. They meet ENERGY STAR efficiency criteria for low energy consumption. The DSVS is designed to provide precise amounts of fresh outdoor air to bedrooms and/or living areas.

The DSVS is designed to filter and distribute incoming fresh air and prevent the introduction of contaminants as a result of unwanted infiltration through leaks in the building's envelope. By slightly pressurizing the structure, the DSVS also reduces the risk of backdrafting heating appliances, water heaters, and fireplaces. The DSVS uses a quiet, continuous-duty, energy-efficient external-rotor motor with permanently sealed bearings that provide many years of maintenance-free performance.

CONSTRUCTION

The DSVS fan is constructed of heavy-gauge galvanized steel to prevent corrosion caused by moisture. The cabinet is internally lined with acoustic, closed-cell foam insulation that acts as a vapor barrier. This allows installation directly above living spaces or in unheated plenum spaces without concern for noise or condensation.

FAN AND MOTOR

The fan motor is an energy-efficient, permanent-split-capacitor type of external-rotor design. Totally sealed to protect against moisture and contaminants, it incorporates permanently lubricated and sealed bearings and automatic-reset thermal-overload protection. It is designed and certified for continuous duty or intermittent operation.

The fan uses a backward-inclined impeller design that minimizes dust collection on blades. Each fan is statically and dynamically balanced at the factory to eliminate vibration and ensure quiet operation.

FAN CONTROLS

The fan can be operated manually or automatically by a programmable timer, dehumidistat, or other appropriate

electronic switch device. The fan may also be operated in conjunction with a variable-speed control.

FILTERS

The DSVS is designed to house several filter options, including a MERV 8 pleated disposable type to comply with ASHRAE 62.2 and ENERGY STAR requirements. Other options include a permanent, washable, electrostatic-type filter, or a charcoal filter with MERV 9 arrestance rating.

SERVICEABILITY

The entire motor and fan assembly is mounted on a drop-down hinged access panel for simple service and inspection. It can be removed from the fan housing without disassembling the duct connections. The filter/supply air manifold section includes a separate drop-down access panel for filter inspection or removal and airflow rate adjustments of each supply duct airflow regulator without disconnecting the unit from the duct. Tools are not required to access the filters.

LOCATING AND INSTALLING THE FAN

The compact dimensions and versatile mounting options permit installation above drop ceilings, between ceiling joists, or within a small soffit location. They can be installed horizontally or vertically.

ACCESSORIES


Accessories are available to accommodate applications ranging from single-bedroom apartments to five-bedroom houses. Accessories are included with the DSVS only when ordered as a Ventergy® Series Continuous Duty IAQ Ventilation Kit.

AIRFLOW CONTROLS AND BALANCING

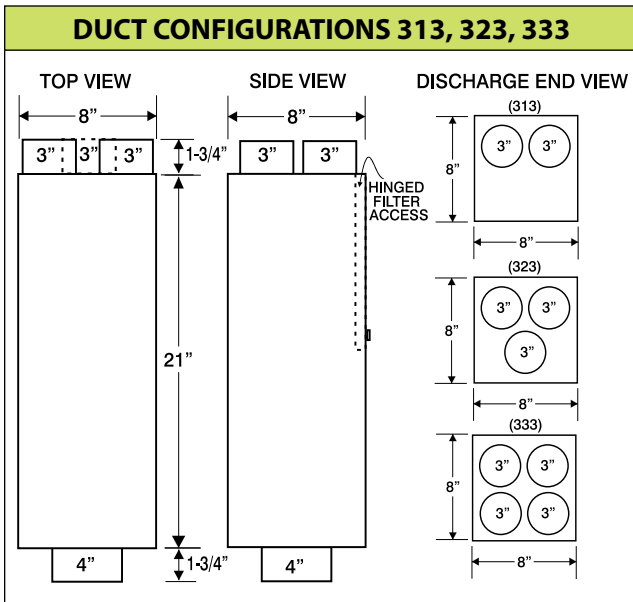
Each fresh air duct take-off can be fitted with an automatic self-balancing constant airflow regulator (CAR Classic) that ensures precise flow rates, independent of duct lengths. The passive control element in each duct run inflates or deflates automatically in response to system pressure to maintain specified airflow rates. CAR Classics are sold separately or provided with kits.

PERFORMANCE

Fan airflow and energy performance are tested in accordance with HVI standards.



Dimensions & Performance



DSVS100 ELECTRICAL AND AIRFLOW PERFORMANCE*									
Nominal RPM	HP	Volts	Watts at 0.2" Ps	Max Amps	CFM vs. Static Pressure				
					0"	0.2"	0.4"	0.6"	0.8"
3135	0.05	120	37	0.32	130	110	95	74	50

*Certified airflow rating at 0.2" w.g. is derated from actual test results per HVI Certification procedure 920.

ELECTRICAL DATA – DSVS100
 120 V, 60 Hz., 0.32 Amp., 37 W Max., 3135 RPM
*Above ratings are intended for sizing electrical wiring only.
 Actual consumption will be lower.*



Typical Specification

MULTI-PORT SUPPLY AIR FAN

American ALDES Ventilation Corporation, Florida (1-800-255-7749). ALDES model DSVS100.

GENERAL

The fan shall be continuous-duty type with a backward-inclined centrifugal blower specifically designed for residential and commercial use. The fan shall be safety tested per UL standards and bear the agency listing certified mark. The fan must meet the ENERGY STAR performance criteria for energy efficiency and bear the ENERGY STAR mark.

CONSTRUCTION

The housing shall be of a minimum 22-gauge steel with a G90 galvanized coating or baked enamel paint finish. All interior surfaces of the fan housing shall be lined with a non-porous, closed-cell foam insulation to allow installation above ceilings and in unheated spaces without concern for condensation or absorption of water. The unit shall not exceed 8" in total height or width to allow mounting within ceiling/floor joist spaces. The blower shall be a centrifugal-type, external-rotor motor with backward-inclined impeller blades. The motor and blower assembly shall be mounted on a drop-down hinged access panel so as to permit removal from the housing without disassembling the duct connections. The filter must be accessible from a hinged drop-down access panel adjacent to the motor access. The supply air duct connections shall be dimensioned so as to

accept constant airflow regulators with a secure fit. The intake duct dimension shall be nominal 4" round. The discharge duct dimensions shall be nominal 3" round. Mounting brackets shall be provided for attachment to the fan housing, allowing vertical or horizontal installations.

MOTOR

The motor shall be direct-drive, external-rotor, high-efficiency, PSC type with permanently lubricated and sealed ball bearings and designed for continuous operation. The motor shall have automatic thermal-overload protection and must be totally sealed to protect against contaminants and moisture. Naturally vented air-over motors are not acceptable.

ELECTRICAL

The fan shall operate on 115V, 50/60Hz and single-phase current. The motor is listed for use with a solid-state speed control.

FILTER

The fan shall be provided with an approved 1" pleated panel type disposable filter meeting the ASHRAE standard MERV 8 rating. An optional permanent electrostatic or MERV 9 charcoal filter shall be provided where specified. The filter shall be fully removable without the use of any tools and without disassembling internal partitions.

WARRANTY

The entire unit is guaranteed for three (3) years, from date of shipment, against all manufacturing defects, provided the material has been installed and operated per manufacturer's instructions and under normal conditions. Warranty is limited to the repair or replacement of the material upon its return freight paid to our factory. This warranty is not transferable and is limited to the original end user.

© 2013 American ALDES Ventilation Corporation. Reproduction or distribution, in whole or in part, of this document, in any form or by any means, without the express written consent of American ALDES Ventilation Corporation, is strictly prohibited. The information contained within this document is subject to change without prior written notice.