

## SUBMITTAL DATA

JOB/CUSTOMER:

SUBMITTED BY:


ENGINEER:

APPROVED BY:

CONTRACTOR:

ORDER NO:

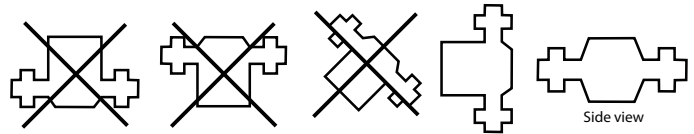
SPECIFICATION REF:



## NOMENCLATURE

**C** ..... Composite  
**3** ..... 3- Speed  
**100** ..... Series

## MOUNTING POSITIONS



## TECHNICAL DATA

**FLOW RANGE** 0-18 GPM

**HEAD RANGE** 0-17 feet

**MOTORS** 2-Pole Single Phase

**MIN. FLUID TEMPERATURE** 36° F

**MAX. FLUID TEMPERATURE** 230° F

**MAX. WORKING PRESSURE** 145 PSI.

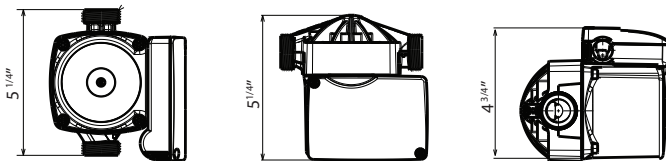
**CONNECTORS** Male Adaptors  
*(with 3/4" Composite MIP shown in picture)*

**HP MAX SPEED** .116 hp

**VOLTAGE (max. spd.)** 115v/ 87 watts/ .75 Amps

**APPROX. SHIP WEIGHT** 8 LBS

## DIMENSIONS



\* Dimensions shown do not include connectors

## PERFORMANCE CHART

