


P: 800.961.7370  
www.solerpalau-usa.com

# MODEL HR160H

(Heat Recovery Ventilators (HRV))



## Specifications

Polypropylene HRV Core: cross-flow that transfers sensible heat			
Typical Airflow Range: 30-160 CFM			
Duct Connections: Four (4) 6" dia. ISF double collar system			
Number Motors: Two (2) PSC variable speed backward curved			
V	Hz	Phase	Amperage
120	60	Single	1.5 A / 142 watts
Exchange surface: 85 ft <sup>2</sup>			
Defrost type: Evacuation			
Filters: Two (2) Fiberbond washable			
Drain Connection: 1/2"			
DuoTrol: Integrated Balancing System			
Weight: 43 lbs (unit), 49 lbs (in carton)			
Dimensions: 29-1/2" W x 22-1/2" L x 11-3/8" H			
Options: HRT-3 - Push Button Timer HRRD-1 - Dehumidistat HRRD-3P - Dehumidistat			

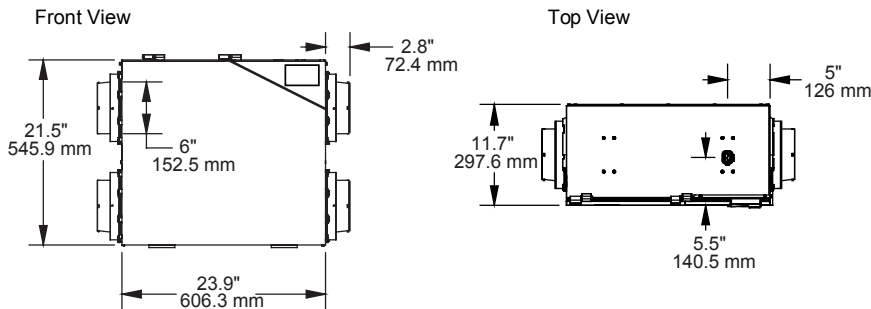
## Energy Performance (Heating)

Supply Temperature		Net Air Flow		Power Consumed (Watts)	Sensible Recovery Efficiency	Apparent Sensible Effectiveness
°F	°C	CFM	L/s			
32	0	65	31	72	66	75
32	0	83	39	80	63	72
32	0	107	50	94	60	67
-13	-25	76	36	72	56	73

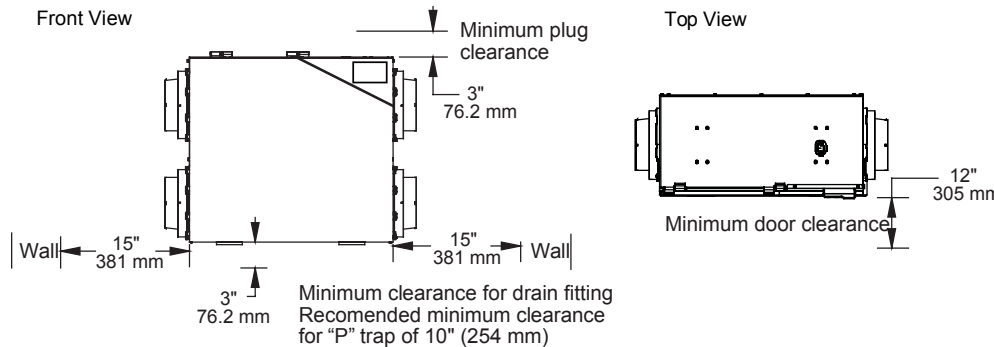
## Ventilation Performance

External Static Pressure		Net Air Flow		Gross Air Flow Supply		Gross Air Flow Exhaust	
Pa	in. w.g.	L/s	CFM	L/s	CFM	L/s	CFM
25	0.1	91	193	91	194	103	217
50	0.2	84	178	85	179	95	201
75	0.3	77	163	77	163	86	183
100	0.4	71	150	71	151	80	169
125	0.5	63	133	63	134	71	152
150	0.6	57	120	57	121	66	138
175	0.7	51	109	51	109	57	121

## Dimensions



## Minimum Clearance Data



For more information contact us at [www.solerpalau-usa.com](http://www.solerpalau-usa.com) or 1.800.961.7370 for additional submittal drawings. S&P will not be responsible for fabrication changes or errors resulting from customer use of a non-current submittal drawing.

