



MODEL DA

COMPACT DUCT AXIAL FAN



MODEL FEATURES

- Exhaust air up to 4,750 CFM with static pressure capabilities to .35" w.g.
- Constructed from die cast aluminum and finished in a black polyester paint coating
- All models include asynchronous induction capacitor run and start motors
- Low profile design
- Class F motor insulation


MODEL OVERVIEW

The S&P COMPACT DUCT AXIAL FANS feature, as the name suggests, an extremely compact design created by the combination of an external rotor motor matched with a direct drive wrap around an impeller hub. This very low profile design optimizes airflow performance while minimizing noise generation.

The S&P COMPACT DUCT AXIAL FANS are designed to be installed in-line with inducted or partially ducted ventilation systems for exhaust or supply air applications.

All S&P COMPACT DUCT AXIAL FANS feature cylindrical flanged casings manufactured from a high grade rolled galvanized steel plate. The motor and impeller assembly are firmly supported within the casing by a strong steel support frame. All models are supplied with a prewired junction box located on the outside of the fan casing for easy wiring access. This terminal box protects all wiring connections against the ingress of dust and moisture. The entire assembly is protected by a two stage primer and a tough corrosion and UV resistant polyester paint finish.

Model DA is available in our Quickship program. All sizes are available for next day shipping from stock.



5 year fan housing and motor warranty

CONSTRUCTION/SPECIFICATION CHECKLIST

Motor

- All models include asynchronous induction capacitor run and start motors.
- Constructed from die cast aluminum and finished in a black polyester paint coating.
- 100% Speed controllable.
- Totally enclosed IP/65 protection.
- Class F insulation.
- Suitable working temperatures -40°C (-40°F) up to 60°C (140°F).
- All models include a Safety Auto Reset Thermal Overload Protection.

Terminal Box

- Manufactured from high impact grade aluminum.
- IP65 protected.

Wheel / Impeller

- Manufactured from glass filled UV resistant polyamide.
- Special Order: Die cast aluminum. Please inquire.
- Corrosion and weather resistant.


ACCESSORIES



SC 15
Variable speed control




BRIDA
Round duct matching flange



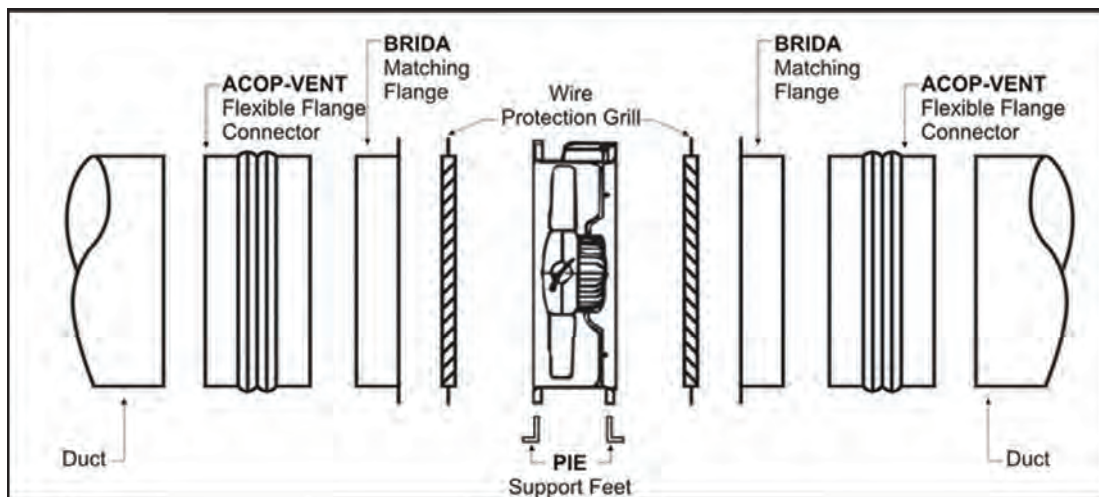
ACOP
Round flexible flanged connectors



PIE
Support Feet

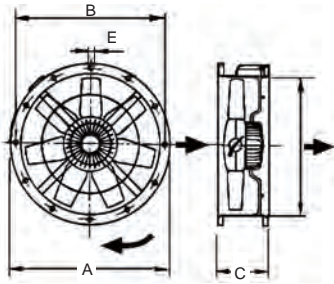


DEF-T
Inlet/outlet wire protection guard



Please refer to the S&P Group A (Residential/Light Commercial) catalog for a complete line of accessories.

DIMENSIONS IN INCHES/MM



Model	A	B	C	D	E	Weight (lbs)
DA 12	15 ^{3/16} 386	14 356	6 ^{11/16} 170	12 ^{7/16} 316	3/8 10	22
DA 16	19 ^{3/16} 487	17 ^{3/4} 451	6 ^{11/16} 170	15 ^{3/4} 400	1/2 13	31
DA 18	21 ^{1/8} 537	19 ^{11/16} 500	7 ^{1/8} 181	17 ^{3/4} 451	1/2 13	40
DA 20	23 ^{7/16} 595	22 ^{1/16} 560	7 ^{1/8} 181	19 ^{11/16} 500	1/2 13	49

AIR & SOUND PERFORMANCE

Model	*Technical Specification	Input Watts	Peak BHP	RPM	CFM v Static Pressure (SP) Ins. WG								Sones
					0	0.05	0.1	0.15	0.2	0.25	0.3	0.35	
DA 12	TCGB/4-12/G-B	132	-	1500	1216	1130	940	570	-	-	-	-	11.6
DA 16	TCGB/4-16/G-B	320	0.28	1500	2540	2440	2330	2200	2030	1760	-	-	17.6
DA 18	TCGB/4-18/G-B	540	0.48	1465	3620	3510	3370	3260	3140	3000	2800	-	24
DA 20	TCGB/4-20/G-B	770	0.67	1500	4750	4630	4500	4380	4240	4105	3930	3660	32

***Technical Specifications: Example**

TCGB/ 4-16/ G-A
 ↓ ↓ ↓ ↓ ↓ ↓
 1 2 3 4 5 6 7

- 1- TC: COMPACT DUCT AXIAL FAN reference.
- 2- Plastic adjustable impeller (supplied as standard).
- G: Aluminum adjustable impeller (please inquire).
- B: Single Phase Motor. 120 V 60 Hz.
- 3-B: Three Phase Motor. 220/460 V 60 Hz (please inquire).
- T: Speed. Number of poles.
- 5-16: Nominal blade diameter in inches.
- 6-A: Air direction.
 Form A = air over motor-impeller.
 Form B = air over-impeller motor.



S&P USA certifies that the DUCT AXIAL FANS shown herein are licensed to bear the AMCA Seal. The ratings shown are based on tests and procedures performed in accordance with AMCA publication 211 and AMCA publication 311 and comply with the requirements to the AMCA Certified Ratings Program.

Performance is shown for S&P USA DUCT AXIAL FANS. Speed (rpm) shown is nominal. Performance is based on actual speed of the test. Performance ratings include the effects of finger guards in the air-stream. The sound ratings are loudness values in fan sones at 5ft (1.5m) in a hemispherical free field calculated per AMCA Standard 301. Values are shown are for installation type A: free inlet, free outlet.