



VS SERIES

IN-LINE VENTILATORS

VENTERGY® SERIES FANS



*VS4, VS6 and VS6 MAX only

Product Description

Ventergy® Series In-line Ventilator Fans represent years of engineering development to combine the energy efficiency and sound performance of a forward-curved fan with the durability and pressure characteristics of a backward-inclined impeller fan.

VS Series In-line Ventilators are highly versatile, continuous-duty rated fans for residential and light commercial applications. The VS4, VS6, and VS6 MAX meet ENERGY STAR efficiency criteria for low energy consumption. The most popular use is exhaust ventilation of bathrooms, kitchens, laundry rooms, and garages with the principal advantage of eliminating the high noise levels found in traditional fans. With the increasingly tight construction of energy-efficient buildings, there is a growing need for mechanical ventilation for indoor air quality. These fans are designed to serve this purpose by providing effective bathroom ventilation with a provision to run the fan intermittently or continuously. Quiet, continuous-duty, energy-efficient, external-rotor motors with permanently sealed bearings provide many years of maintenance-free performance.

Construction

VS Series fans are constructed of heavy-gauge galvanized steel to prevent corrosion caused by moisture. The cabinet is internally lined with an acoustic, closed-cell foam insulation that acts as a vapor barrier. This allows installation directly above living spaces or in unheated plenums without concern for noise or condensation.

Controls

The fans can be operated manually or automatically by a programmable timer or dehumidistat. They may also be operated in conjunction with a variable speed control.

Fan and Motor

The fan motor is an energy-efficient, permanent-split-capacitor type of external-rotor design. Totally sealed to protect against moisture and contaminants, it is approved for removing steam and moisture from kitchen and bath areas. The motor incorporates permanently lubricated and sealed bearings and automatic-reset thermal-overload protection. It is designed and certified for continuous duty or intermittent operation.

The fan uses a backward-inclined impeller design that prevents dust from collecting on the blades. Each fan is statically and dynamically balanced in the factory to eliminate vibration and ensure quiet operation. The entire motor and fan assembly is mounted on a drop-down hinged access panel for simple service and inspection, and it can be removed from the fan without disassembling the duct connections.

Locating and Installing

The compact dimensions and versatile mounting options permit installation above drop ceilings, between ceiling joists, or within a small soffit location. They can be installed horizontally or vertically.

Accessories

Accessory kits are available to facilitate installation and enhance operation. Accessories kits are sold separately. Please visit aldes-na.com, or contact your local Aldes distributor for details.

Performance

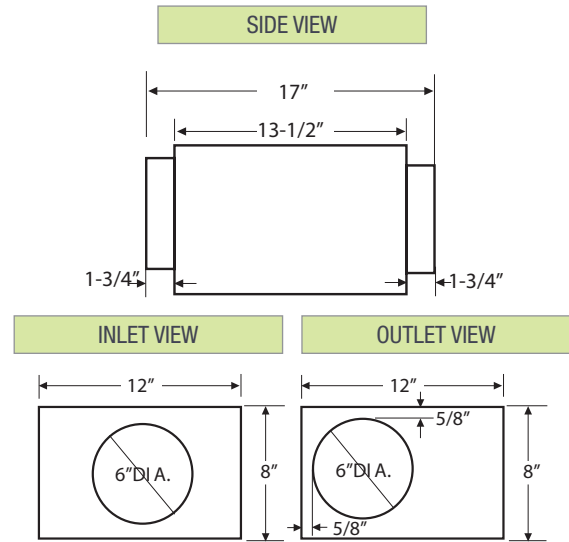
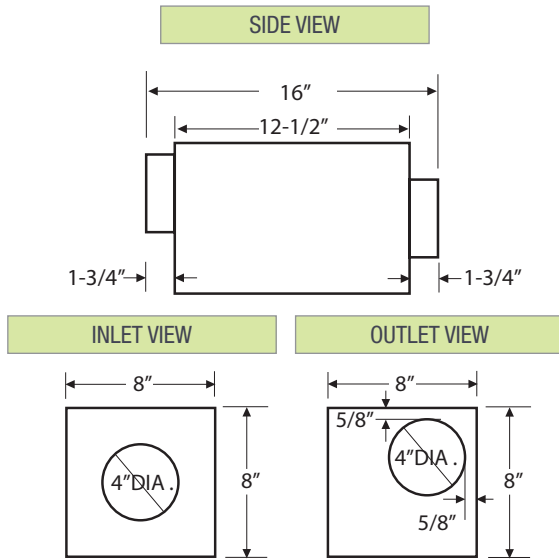
Fan airflow and energy performance shall be tested in accordance with HVI procedures.



*VS4, VS6 and VS6 MAX only

Dimensions & Performance

VS4 and VS4 MAX DIMENSIONS | VS6 and VS6 MAX DIMENSIONS




ELECTRICAL DATA
 VS4: 115 V, 60 Hz, 20 W, 0.17 A, 2324 RPM
 VS4 MAX: 115 V, 60 Hz, 34 W, 0.29 A, 3135 RPM
 VS6: 115 V, 60 Hz, 41 W, 0.34 A, 2200 RPM
 VS6 MAX: 115 V, 60 Hz, 59 W, 0.53 A, 2960 RPM
Above ratings are intended for sizing electrical wiring only. Actual consumption will be lower.

ELECTRICAL AND AIRFLOW PERFORMANCE*

Model	Watts at 0.2" Ps	CFM vs. Static Pressure									ENERGY STAR Certified
		0"	0.2"	0.4"	0.6"	0.8"	1.0"	1.2"	1.4"	1.6"	
VS4	19.6	104	80	60	37	13	--	--	--	--	✓
VS4 MAX	38.1	138	120	106	87	66	39	--	--	--	
VS6	40.1	220	170	141	105	78	46	19	--	--	✓
VS6 MAX	63.3	287	261	234	205	178	151	120	89	38	✓

*Certified airflow rating at 0.2" w.g. is derated from actual test results per HVI Certification procedure 920. The HVI Certified Rate for VS4 = 80 CFM, VS4 MAX = 110 CFM, VS6 = 160 CFM, VS6 MAX = 250 CFM.





*VS4, VS6 and VS6 MAX only

Recommended Specification

GENERAL The fan shall be continuous-duty type with a backward-inclined centrifugal blower housed in an insulated enclosure specifically designed for residential and commercial use. The fan shall be safety tested per UL standards and bear the agency listing certified mark, and be approved for use over cooking areas and tub/shower enclosures when used with GFCI branch circuiting. Fan models VS4, VS6, and VS6 MAX must meet ENERGY STAR performance criteria for energy efficiency and bear the ENERGY STAR mark.

CONSTRUCTED The housing shall be of a minimum 22-gauge steel with a G90 galvanized coating or baked enamel paint finish. All interior surfaces of the housing shall be lined with non-porous, closed-cell foam insulation to allow installation above ceilings and in unheated spaces without concern for condensation or absorption of water. The unit shall not exceed 8" in total height and 12" in width to allow mounting within ceiling/floor joist spaces. The blower shall be external-rotor motor of centrifugal type with backward-inclined impeller blades. The motor and blower assembly shall be mounted on a drop-down hinged access panel so as to permit removal from the housing without disassembly of the ducting connections. The intake and discharge duct connections shall be dimensioned so as to accept standard flexible or rigid duct. Mounting brackets shall be provided for attachment to the fan housing allowing vertical or horizontal installations.

MOTOR The motor shall be direct-drive, external-rotor, high-efficiency, PSC type with permanently lubricated and sealed ball bearings. The motor shall have automatic thermal-overload protection and must be totally sealed to protect against contaminants and moisture. Naturally vented air-over motors are not acceptable.

ELECTRICAL: The fan will operate on 115V, 50/60Hz, and single-phase current. The motor will be listed for use with a solid-state speed control.

3 YEAR WARRANTY for entire unit, from date of shipment, against all manufacturing defects, provided the material has been installed and operated per manufacturer's instructions and under normal conditions. Warranty is limited to the repair or replacement of the material upon its return freight paid to our factory. This warranty is not transferable and is limited to the original end user.

For more information, contact your Aldes sales advisor, visit aldes-na.com, call 1.800.255.7749, or find us on

